

INSTRUCTIONS FOR ONLINE GIVING REGISTRATION

1. Log in to Church website: www.buffalobaptistchurchofshelby.com
2. Click the "Online Giving" link. This will direct you to Easy Tithe.

Buffalo Baptist Church of Shelby, North Carolina

GIVE NOW SIGN IN

My Donation

FUND

AMOUNT

Choose a Fund ▼

\$

+ ADD DONATION

SUBMIT!

3. Click "Sign In."

Buffalo Baptist Church of Shelby, North Carolina

GIVE NOW SIGN IN

EMAIL ADDRESS

PASSWORD

[Forgot Password?](#)

SIGN IN

New? [REGISTER FOR AN ACCOUNT >](#)

4. Click "REGISTER FOR AN ACCOUNT"

Register for an account

If this is your first time giving online, provide the information below to create your easyTithe account.

FIRST NAME LAST NAME

ADDRESS

CITY STATE ZIP CODE

EMAIL ADDRESS

Email address used for sign in and receiving confirmation emails

PASSWORD CONFIRM PASSWORD

5. Click "REGISTER" when finished. Then choose Account in the drop-down list.

Buffalo Baptist Church of Shelby, North Carolina KI

GIVE NOW SCHEDULED

My Donation

FUND AMOUNT

Online Giving powered by easyTithe

Kyle Izokovic


- My Account
- Sign Out

6. Click "Payment Methods" then "Add Payment."

Buffalo Baptist Church of Shelby, North Carolina KI

GIVE NOW SCHEDULED HISTORY

My Account

Personal Info 

Payment Methods No saved payment methods


Account Info

+ ADD PAYMENT METHOD


7. Fill out payment information and click "Save."

NAME ON CARD

CARD NUMBER

EXPIRATION CVV2

Month Year 

Billing Information

STREET ADDRESS ZIP CODE

8. Go back to the "Give Now" page.

9. You can now choose a fund to give to:

The screenshot shows a dark teal header with the text "Buffalo Baptist Church Ministry Support" in white. Below the header are two white buttons: "GIVE NOW" and "SIGN IN". The main content area is titled "My Gift to God" and contains a form with two columns: "FUND" and "AMOUNT". The "FUND" column has a dropdown menu with "Choose a Fund" selected, and a list of options: "Choose a Fund", "Annie Armstrong Easter Fund", "Debt Elimination Fund", "General Fund", and "Three a Week Youth/Children Fund". The "AMOUNT" column has a white input field with a "\$" symbol. Below the form is a large green rounded button labeled "SUBMIT!". At the bottom of the page, it says "Online Giving powered by easyTithe".

10. **BE SURE TO CLICK THE BOX FOR RECURRING PAYMENT.** This will make an automatic payment each pay period as you define. Some may pay weekly and some monthly. You will need to make separate entries for each fund.